



# SpinDraft



**SAURER.**  
Texparts



Easy monitoring of individual load setting at each weighting element

The visible load indicators of PK 1550 element

**New features for safe and easy operation:  
The visible load indicator**

The visible load indicators of PK 1550 weighting arms allow you to see which load has been set at each weighting arm at a glance. The status of the blue triangle clearly indicates the load step setting of the respective weighting element. In this way the load set at the weighting arms can be easily monitored and corrected throughout the entire roving frame.

**Weighting Arms PK 1550 Series  
Spring loaded drafting system for roving frames**

**Increased efficiency for the production of high quality rovings**

The weighting arms PK 1550 series offer more flexibility for the spinning process and an improved process reliability, thus resulting in roving of optimum quality.

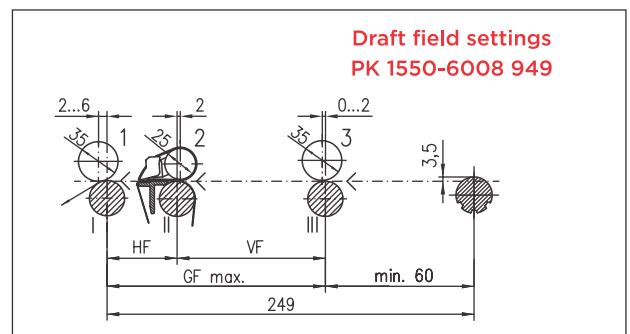
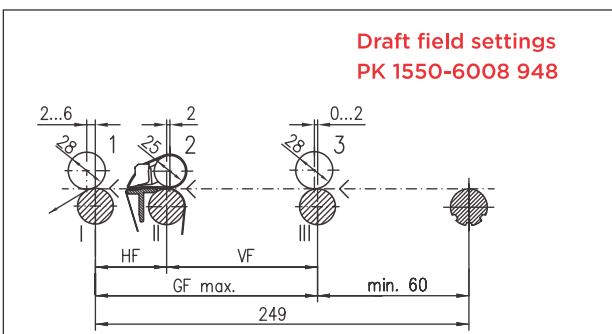
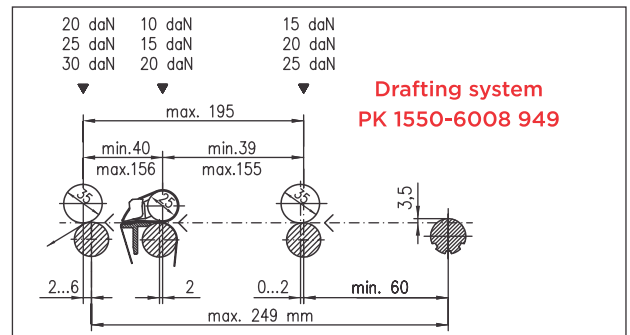
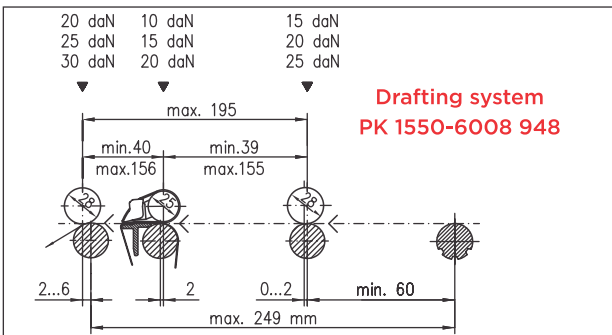
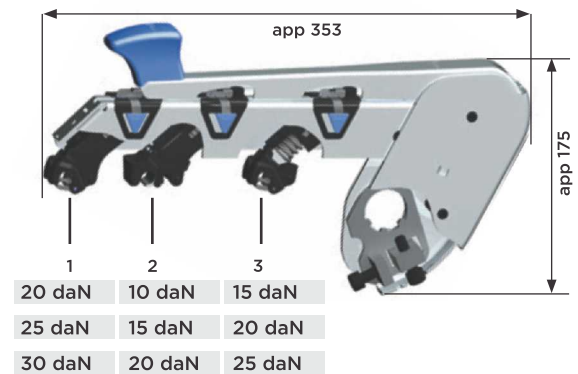
**These are the convincing features of the PK 1550 series:**

- Flexibility without any compromise
- Optimized surface protection
- Smaller load tolerances
- Visible load indicators
- Ergonomic handle
- Top apron cradle concept with individual tensioning system
- Easy disassembly of top rollers

**3-Roller Drafting System**

The PK 1550 weighting arms are intended for 3-roller and 4-roller drafting systems on cotton type roving frames. They are suitable for spinning cotton, man-made fibres or blends thereof of upto approx. 60 mm length.

**PK 1550-6008 948 / PK 1550-6008 949**



## 4-Roller Drafting System

The 4-roller weighting arm PK 1550-6008 947 (28 mm Ø top rollers), which is designed for 4-roller drafting system, differs from the 3-roller version in having an additional condensing zone between the roller pairs I/1 and II/2. By deliberately condensing the fibre material in this zone, a reduction in the spinning delta is achieved, thus improving the incorporation of the fibres into the roving.

### This results in the following important advantages

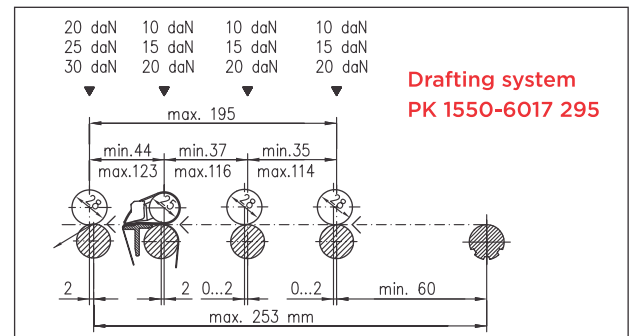
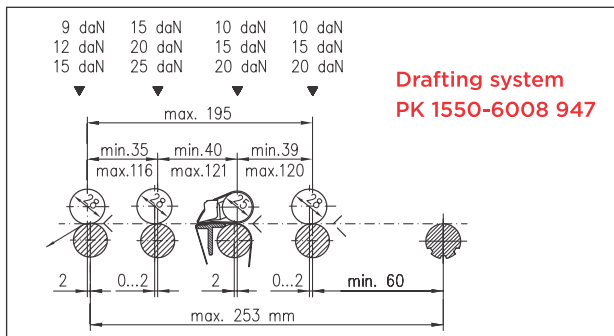
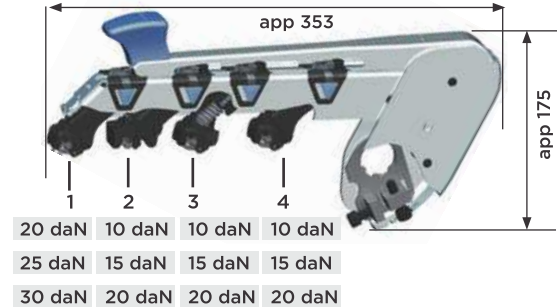
- **Reduced number of roving breakages (improved process reliability)**
- **Increased efficiency**
- **Greater package density at roving frame bobbin thanks to the more compact roving**

4-roller version PK 1550-6017 295 (28 mm Ø top rollers), which is designed for 4-roller drafting system, differs from the 3-roller version in having an additional drafting zone between the roller pairs III/3 and IV/4.

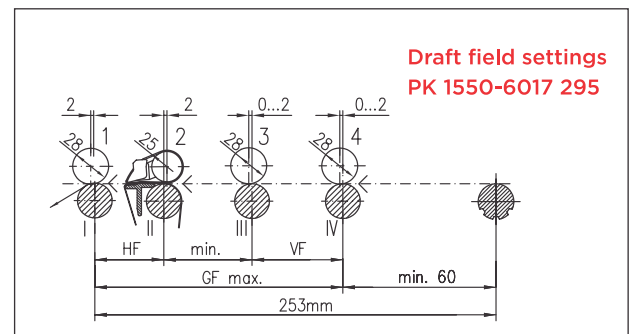
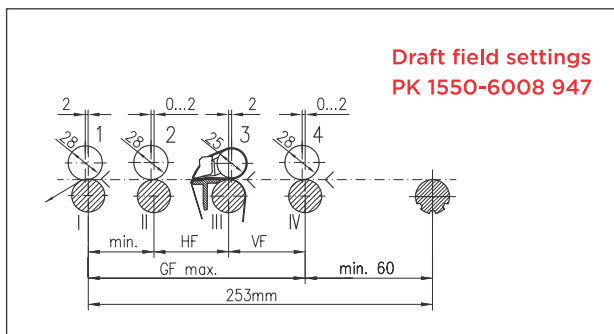
PK 1550-6008 947



PK 1550-6017 295




\* Minimum Saddle distance without OH



### The advantages of the individual tensioning system:

- Low-friction and gentle apron running thanks to the special surface structure and ideal combination of materials give the apron unit a low drive torque and ensure a long working life of the top aprons
- Individual tensioning of top aprons per spinning position
- Lowest possible stress on the fibres during drafting and gentle fibre guidance
- Time-saving apron exchange without the need to remove the top apron cradle unit
- Easy handling of the apron cradle unit







## Texparts® PK2000 Plus Series

The weighting arms incorporate the experience of many decades of market leadership in the development of drafting systems.

### The Plus Series features:

- New lever construction
- Indestructible surface due to special powder coating
- More load steps to support compact systems

### Texparts Top Apron Cradle Concept

Top apron cradles Texparts OH 2022 and Texparts OH 2042 are characterized by an individual tensioning system offering advantages for an optimized spinning process.

### Advantages

Low-friction, gentle apron running thanks to the special surface structure and an ideal combination of materials.

This provides a low drive torque for the apron unit and ensures along working life of the aprons

- Ideal parallel positioning of top apron cradle and top roller
- Individual tensioning of aprons per spinning point
- Savings in time of up to 40 %  
due to simple apron exchange without the need to remove the top apron cradle
- Finely adjusted fibre control with standard series of clips
- Lowest possible stress on fibres during drafting plus gentle fibre guidance

### Compact Spinning Support

Because of the manifold designs of compact devices available on the market, the pendulum arm must be very flexible in terms of load setting. The front element has to deliver a higher load compared to the standard design in order to still have sufficient load on the compact device. Then only the compact system can work in an optimal way. Because of the Plus in flexibility of load settings the Texparts PK 2000 Plus supports the available compact systems in an ideal way.

### Top apron cradle concept with individual tensioning system

- Gentle fibre guidance and timesaving apron changing.

### Individual load adjustment

Five load steps (13/15/17/19/21 daN) at the front roller and two load steps at the middle roller (10/14 daN) and back roller (12/16 daN).

This load step combination supports also the compact systems in an ideal way.

The back roller provides the preconditions for problem-free spinning of even critical fibres, rovings with a high twist or man-made fibres.

The possibility of load adjustment at the front, middle and back element of the drafting system provides the spinner with the required flexibility to meet the demands of a rapidly changing market.

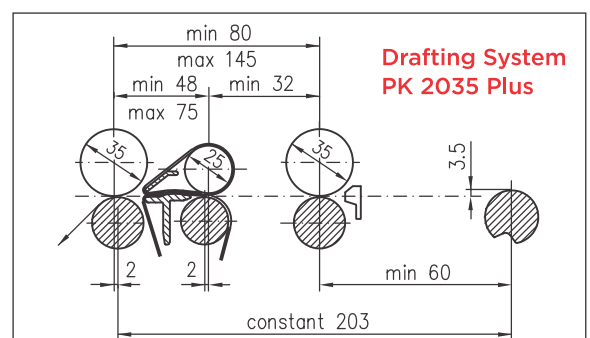
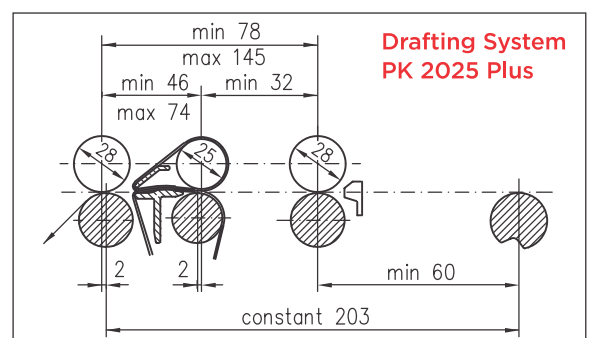
### Load indication via colour scheme

- Simple and efficient: the colour indication for visualization of the set load at the top roller.

### Individual load step adjustment

Each load element can be adjusted individually. The load pressure on the front element is directly adjusted from the front with a few simple steps. A colour code directly indicates the selected load pressure to the operator. Thus full flexibility is ensured to react quickly both to market requirements and to spinning adjustments.

Front(daN)	Middle (daN)	Back (daN)
21 (red)	14	18
19 (green/red)	10	12
17 (green)		
15 (black/green)		
13 (black)		





### Fluted and Knurled Bottom Roller for Ring Frames & Speed Frames

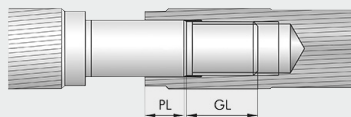
Precisely made in thread rolling machine with opposite helix flutes for zero axial thrust.

Rollers made out of alloy steel and precisely manufactured to determine the quality of bottom rollers.

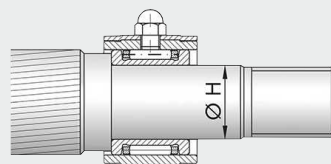
Precise concentricity of bottom rollers and top rollers prevents yarn breakages etc.

Rollers can be interchanged.

Rollers completely hardchrome plated which helps to reduce the lapping.



Bottom rollers - length of fit PL and length of thread GL




Bottom rollers - neck diameter H



### Fluted Roller for Draw Frames/Sliver Lap Ribbon Lap & Comber Machines

The rollers are available for Draw Frames, Ribbon Lap and Sliver lap & Comber machine detaching rollers and drawbox.

## Roller Stands/Slides/Brackets for Speed Frames & Ring Frames



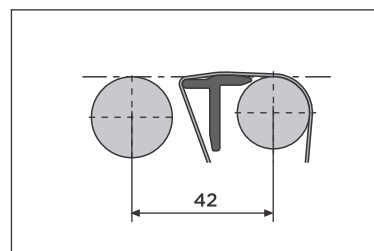
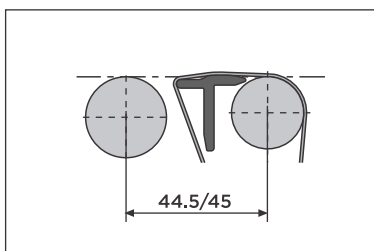
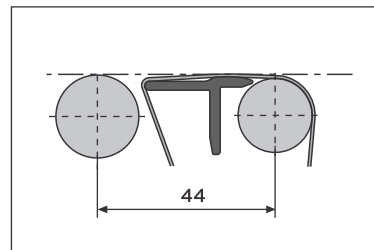
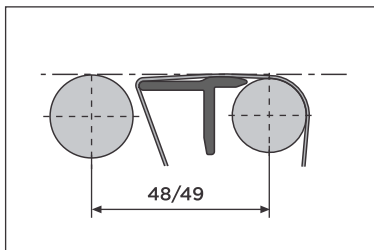
Made of machine mould cast iron

Rollers slides can be adjusted to desired settings. Roller stand bottom slot designed to move forward and backward to get the desired spinning angles.

Rollers stand available viz.15°, 45° and 60° angle

from 48mm to 44mm for speed frames  
to improve quality and working performance.

Conversion of front zone bottom roller  
setting from 44mm to 42mm for ring frames





## Top Positive Clearer



## Closed Type



Top positive clearer with endless clearer cloth and latest spring loading mechanism.

Available for all makes of speed frames.

## Open Type



## Bottom Positive Clearer




### Long Bottom Apron Type



### Short Bottom Apron Type

Bottom positive clearer with endless clearer cloth and individual tensioning cloth guide mechanism.  
Available for all makes of speed frames.



## Our Product Range

- Complete/Partial - 3 over and 4 over 4 drafting conversion materials with **Texparts** PK1550/ PK1500 drafting system all makes of speed frame.
- Complete/Partial drafting conversion materials with **Texparts** PK2000 Plus series for all makes of Ring Frame.
- Fluted and knurled bottom rollers for all makes of ring frame and speed frame.
- Bottom rollers for draw frame, comber, ribbon lap and sliver lap machine
- Roller stand & slides for all makes of ring frame & speed frame.
- Recessed type nose bar for all makes of ring frame & speed frame.
- Arm bars for **Texparts** top arms PK1550/PK1500/PK2025 & PK2035+
- Bottom apron tension aluminium fork type/dead roller weight type assembly for all makes of ring frame & speed frame.
- Complete ball bearing type draft gearing unit assembly for all makes of ring frame & speed frame.
- Gear end & Off end extension pieces, gear end brackets for all makes of ring frame & speed frame.

Spin draft has engaged successfully into drafting conversion for ring frames and speed frames in the past two decades. We use state of art technologies and latest machinery, hence, we maintain quality of all our components and spare parts up to international standards.



# SpinDraft

Mfrs : Fluted Roller and Knurled Bottom Rollers  
& Authorised **Texparts** Drafting Conversion Partner for Ring Frames & Speed Frames

ISO 9001:2015



www.tuv.com  
ID 9105076422



79, Sidco Industrial Estate Post, Kurichi, Coimbatore - 641 021. TamilNadu. India.  
Telephone : +91 422 4517022 | Mobile : +91 90039 17515, 98942 17517  
sales@spindraft.com | salesnorth@spindraft.com | www.spindraft.com